


“LAN-MATE” SERIES :
1x1 10/100 Base-T ICM (Integrated
Connector Module)



Features



- Complying with FCC standard.
- Complying with requirement of IEEE802.3u standards.
- RJ-45 connector integrated with transformer/impedance resistor/high voltage capacitor.
- Size same as RJ-45 connector to save PCB board space.
- Reduced EMI radiation to improve EMI performance.
- Design for 10/100 BASE transmission over UTP-5 cable.
- Complying with ROHS requirements.
- Operating temperature range: 0°C to +70°C.
- Storage temperature range: -25°C to +85°C.
- Recommended panel

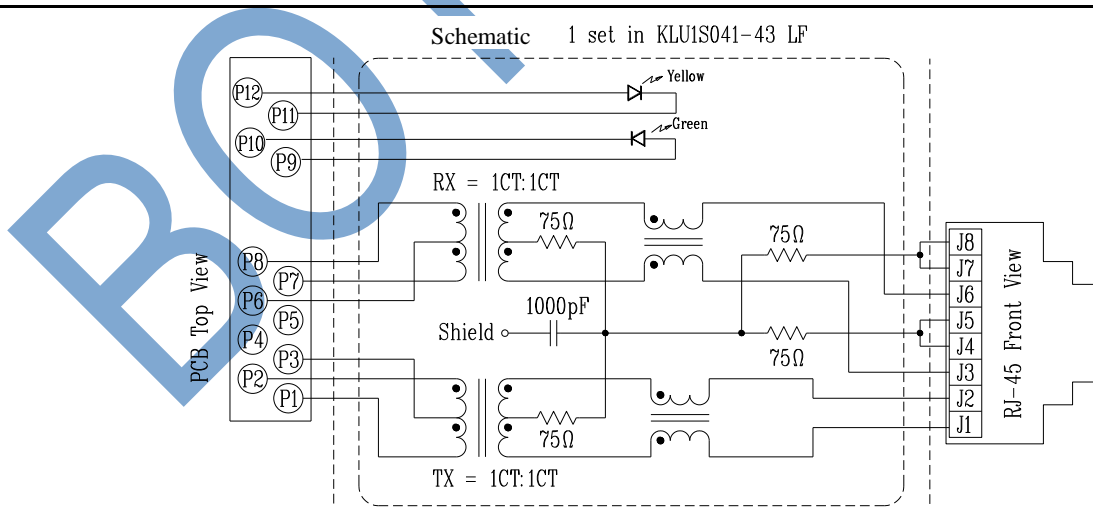
Part Number	Standard LED	Forward*V(Max)	(TYP)
3	YELLOW	2.6V	2.1V
4	GREEN	2.6V	2.2V

*With a forward current 20mA

Electrical Specifications @ 25°C						
Part Number	Turns Ratio (±5%) TX/RX	OCL (uH Min) @ 100 KHz/0.1V with 8mA DC Bias	C _{www} (pF Max)	L.L (uH Max)	Insertion Loss (dB Max)	
					0.3-100MHz	HI-POT
KLU1S041-43 LF	1CT:1CT	350	28	0.4	-1.15	AC1500V/1mA

Continued											
Part Number	Return Loss (dB Min)					Cross talk (dB Min)			CMR (dB Min)		
	30MHz	40MHz	50MHz	60MHz	80MHz	0.3-30MHz	30-60MHz	60-100MHz	1-30MHz	30-60MHz	60-125MHz
KLU1S041-43 LF	-16	-14	-13.5	-13	-10	-40	-35	-30	-30	-25	-20

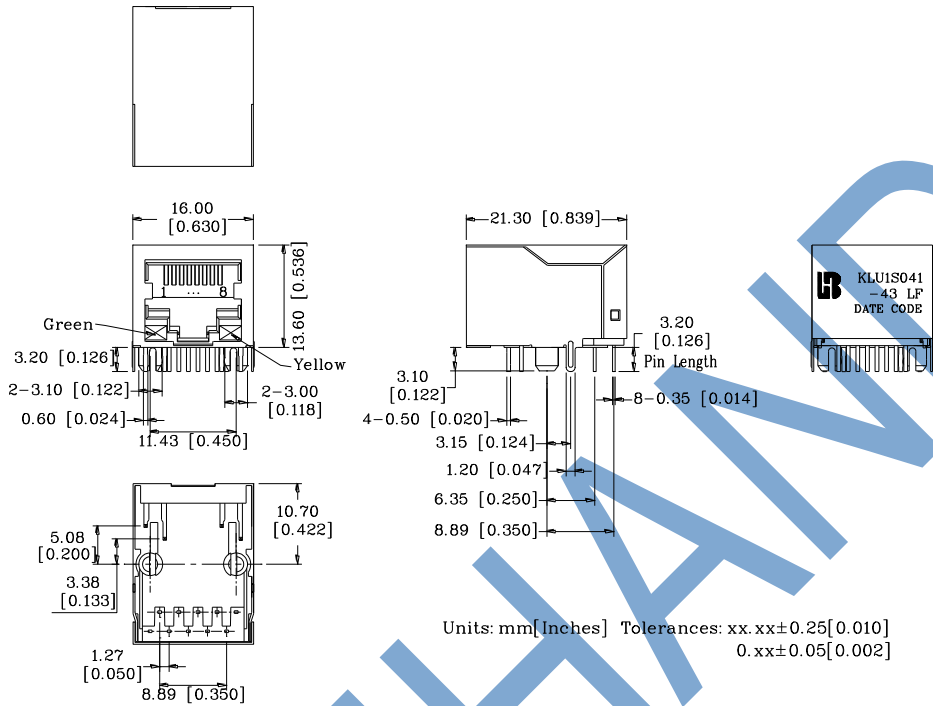
Schematic



“LAN-MATE” SERIES :
1x1 10/100 Base-T ICM (Integrated
Connector Module)

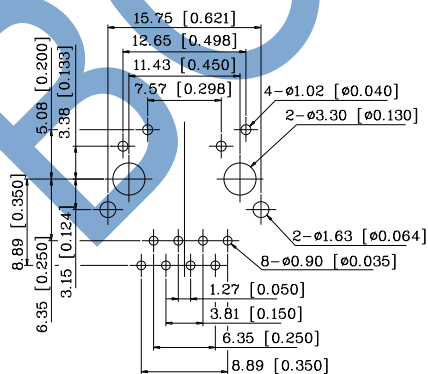


Mechanical

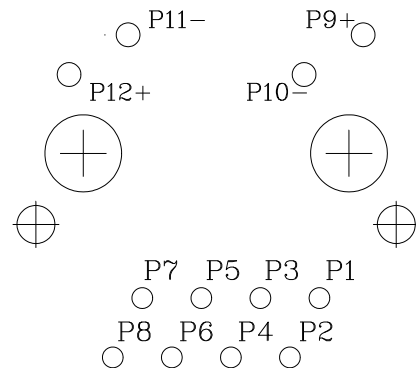


1. Plastic Material : Thermoplastic (UL 94V-0), Black Housing
2. Metal Shield : Brass, 20u" inches thick Nickel
3. Spring Wire : 0.45mm Dia. Phosphor bronze with 0.1524 *10⁻⁶m gold plated & 1.524*10⁻⁶ m thick Nickel
4. Solder Pin : 0.5x0.35mm, SUS430 with solder Plated
5. Durability : 750 Mating cycles Min.

PCB Layout Mounting Hole(Top View)



Unless otherwise specified,
 all dimension tolerance are: ±0.08 [±0.003]



ZOOM